

Answers

Writing in small print to be read by the teacher.

1. Writing words under pictures.

Children should look carefully. The following are for the teacher's instruction, not to be shown to the child:

feet; bee; tree; meet; sleep; sweet.

2. Tracking

The child should first find the words containing the new sound, then read the passage. The next page checks for understanding. The child can refer back to the passage as needed.

3. Drawing

Look for evidence that the child has understood the story. Train the child to include as much detail in the picture as possible. Drawing helps to 'stick' the new sound in the memory and is a helpful tool to develop both reading comprehension and spelling.

4. Writing: children can use the story to help spell words, though should spell correctly without help those that have been taught in the phonic lessons. Assess as the child writes and ask; 'What revision is needed of sounds?' and plan work accordingly.


5. Be the Teacher: Proof reading is a time honoured strategy for helping children improve their spelling.

The cat can sit in the tree.

Name _____


ee

Write the words under the pictures. Colour the pictures.





Underline the sound "ee" in red. Read and draw a part of the story.

Ted has a black cat. The
cat can see a rat. The rat
can see the cat. The rat
runs. The cat runs up the
tree. Ted feeds the cat.
The cat sleeps on the rug.



e or ee?

Get a dice and ten counters. Play with a partner. Decide who will collect /e/ words and who will collect /ee/ words. Throw the dice and move the right number of spaces from the grey square. Read the word you land on. If the word has the sound you are collecting, take a counter. If you land on a picture you can take 2 counters! Can you be the first to collect 5 counters? If you get to the end without a winner go back to the start and keep playing!

bee →	bed	web ↓
see ↓		feed ←
ten →	green	help ↓
sleep		sweet ←

have

give

Read the words. Read the sentences.

1. We can have lots of jam.
2. Pam will give Sam a green sweet.
3. Can Sam have a bun?
4. Tom will give Sam a stick.

Be the teacher!

What is wrong with this writing? Write it correctly underneath.

The cat can sot in the tre